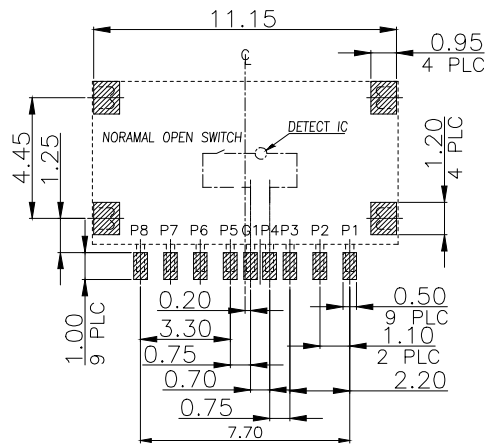
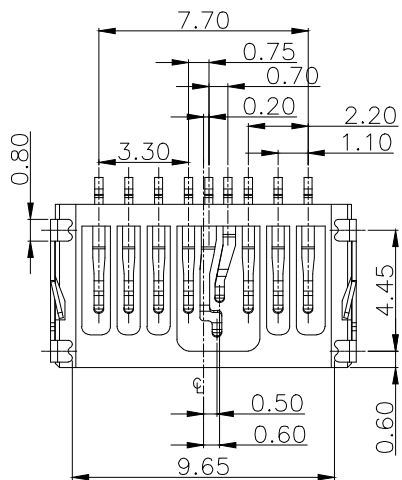

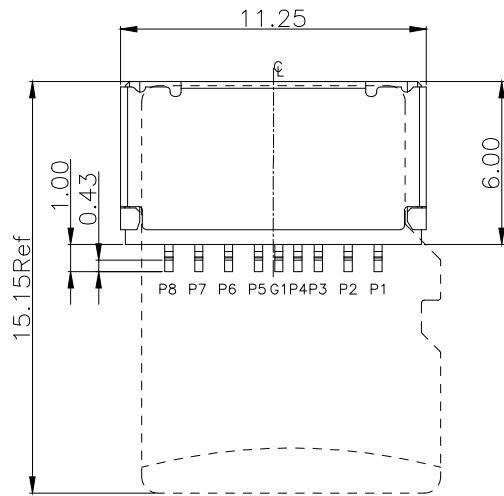
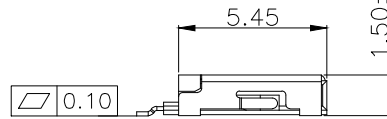


REV.	ECN.NO.	MODIFY.CONTENT	DATE
A0		NEW	2017/10/08



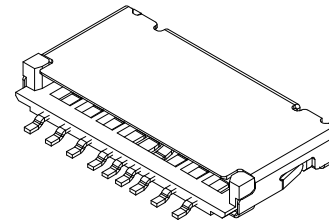
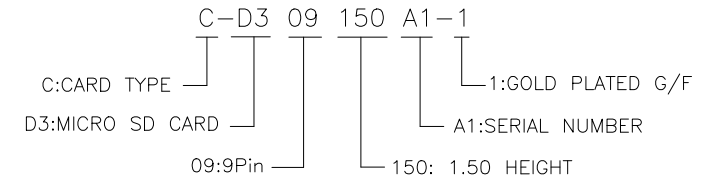
RECOMMENDED PCB LAYOUT
TOL:(±0.05)



P8	DAT1
P7	DAT0
P6	VSS
P5	CLK
G1	SWITCH
P4	VDD
P3	CMD
P2	CD/DAT3
P1	DAT2
PIN NUMBER	PIN NUMBER

NOTES:

- MATERIAL:
HOUSING: HIGHT-TEMP. PLASIC UL 94V-0
CONTACT: COPPER ALLOY,T=0.15
SHELL: STAINLESS STEEL ,T=0.15
- FINISH :
CONTACT: Au 1u" PLATED ON CONTACT AREA;
Au 1u" PLATING ON SOLDER TAILS,
SHELL: NICKEL PLATED OVERALL,
Au 1u" PLATING ON SOLDER TAILS,
- PART NO.:



GENERAL TOLERANCE		DWG NO.	APPD:	Scale	1:1
X.±0.45	x.'±5°	Title	CHKD:	UNIT	mm
.X±0.35	.x'±2°				
.XX±0.25	.xx'±1°	Part NO.	Date		
.XXX±0.15	.xxx'±0.5°	C-D309150A1-1		2017/10/08	

东莞市铭标电子科技有限公司
 Ming Biao Electronic Technology Co., Ltd.

SHEET 1/1