



东莞市铭标电子科技有限公司

MINGBIAO ELECTRONICS CO., LTD

承 认 书

APPROVE SHEET

客户名称 Customer: _____

品 名 Part name: Push swi tch

型 号 Part Number: PS8801

Design/ Date	Check/Date	Review/Date	Approval/Date

贵公司承认印 Approval signatures

Approval/Date	Remark

Send us a copy of reference , thank you! 日期 Date:

地址: 广东省东莞市长安镇沙头社区猫山东路 101 号

Add: Dongguan City, Guangdong Province, Chang'an Town, Sand head community The cat shandong road, No. 101

Ntel: 0769-81581583

1. 一般特性 General Characteristics

- 1.1 额定值 (Rating Value) :DC12V 1A
- 1.2 工作温度 (Work Temperature Range) :-10℃~70℃
- 1.3 存贮温度 (Store Temperature Range) :-20℃~80℃
- 1.4 正常测试条件 (未有特殊说明量测在以下条件进行) :

General test condition (Tests and measurements shall be made under the following standard conditions unless otherwise specified):

正常温度: 5℃~35℃ 相对湿度: 45%~85% RH 气压: 8,600~10,600 帕

Temperature:5℃~35℃ Relative humidity:45%~85% Air pressure:8,600~10,600 pa

2. 产品外观及尺寸要求 Appearance & Dimension Requirement

- 2.1 产品外形结构紧凑, 无配合不良

The structure of product is compact, and assembly of parts has no badness.

- 2.2 产品塑胶部件无严重缩水、披锋、欠注、斑点、破损或变形现象。

The plastic parts of product have no serious defects such as very serious shrink,scarcity,fleck,disrepair,transmutation,etc.

- 2.3 产品引脚和外壳无严重氧化、脏污、变形、毛刺或电镀不良。

Lead feet and shell have no serious defects such as oxidation,smudge,disrepair,burr,defects on plating.

- 2.4 开关操作顺畅, 节奏感强, 无明显卡塞现象, (自锁开关锁芯锁住后, 允许导芯倾斜正负 2°)

Operating switch is unhindered,rhythmed,and there is not palpable clag.(After the keystone is locked,it is normal that the keystone tilt to one side plus or minus 2°)

- 2.5 产品结构及尺寸参见产品规格图纸。

Construction and dimensions: Refer to individual product drawing.

3. 电气特性 Electronic Characteristics

No.	项目 Item	测试方法 Test Method	测试设备 Equipment	特性要求 Requirements
3.1	接触电阻 Contact Resistance	在低电流 (≤100A) 条件下测试。 Measured at low current(100mA or less).	低电阻测试仪 Low Resistance Meter	100mΩ max
3.2	绝缘阻抗 Insulation Resistance	测试相邻引脚之间, 引脚与外壳之间的绝缘阻抗 (DC 250V)。 Measurement shall be made between adjacent terminals,between terminal and shell(DC 250V).	绝缘测试机 Insulation Resistance Tester	100MΩ min
3.3	耐压测试 Dielectric Withstand Voltage	输入一定电压(50-60Hz,电压值 AC 500V) 1 分钟, 漏电流为 2mA, 测试邻近端子间。 Apply certain voltage (50-60Hz,AC 500V) for 1 minute between adjacent contacts of the connector with 2mA leakage sensitivity.	耐压测试机 Puncture Tester	没有绝缘破坏、电弧等异常。 No arcing,break down and damaging insulation.

4. 机械特性 Mechanical Characteristics

No.	项目 Item	测试方法 Test Method	测试设备 Equipment	特性要求 Requirements
4.1	操作力 Operation Force	逐渐施力操作开关按键，测量开关到达全部工作行程所需的最大操作力度。 Operate the keystone of the switch and then increase press strength gradually, Measured maximum operation force while the travel of the switch is full.	测力计 Force Gauge	200-400gf
4.2	行程 Full travel	垂直操作开关按键，量测开关顶端最大移动距离。 Operate the keystone of the switch vertically, the travel distance of keystone moving from its free position to maximum moving distance shall be measurement.	游标卡尺 Vernier Caliper	1.5±0.2mm

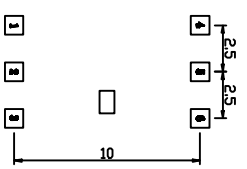
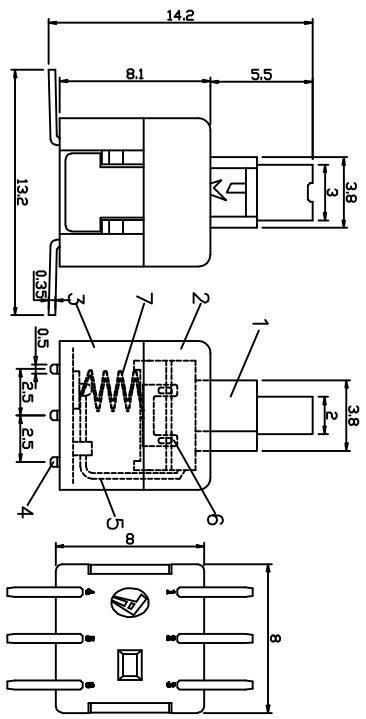
5. 可靠性测试 Reliability Trial

No.	项目 Item	测试方法 Test Method	测试设备 Equipment	特性要求 Requirements
5.1	可焊性试验 Solder ability Test	端子顶部被浸入焊锡炉中，温度为 220±10℃，时间 5±1 秒。 The top of the terminals shall be dipped in the solder bath at 220±10℃ for 5±1 seconds.	控制锡炉 Solder Stove	引脚至少 95% 上锡 Ninety-five percent of terminals shall be dipped.
5.2	寿命试验 Operation Life	开关在寿命试验设备上以约 90 次/分的速度连续被操作，具体次数见规格图示。 Switch shall be operated continuously at about 90 cycles/min without load.	寿命试验机 Life Tester	寿命：10,000 次 实验后： 绝缘电阻：100MΩ Min 操作力：变化在±50%内 开关外观及结构无损坏。 Life test: 10,000 cycles After test: Insulation resistance: 100MΩ Min Operating force: Change should be within ±50% of specified value. No abnormalities shall be recognized in appearance and construction.

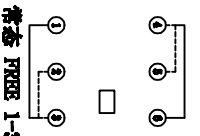
5. 可靠性测试 Reliability Trial

No.	项目 Item	测试方法 Test Method	测试设备 Equipment	特性要求
5.3	耐焊接热 Resistance to Soldering heat	端子焊接部分浸入焊炉，焊炉温度 $220 \pm 10^\circ\text{C}$ ，焊接时间 5 ± 1 秒。（焊接时不可于端子施加外力）。 Terminals shall be dipped in the solder bath at $220 \pm 10^\circ\text{C}$ for 5 ± 1 seconds without additional force for terminals.	控温锡炉 Solder Stove	本体无变形，能满足于机械、电气性能。 Appearance should be not damaged, electrical and mechanical characteristics shall be satisfied.
5.4	耐高温测试 Resistance to Heat Test	放置在温度 $200 \pm 5^\circ\text{C}$ 环境中 96 小时后，再置于正常条件下 1 小时后测定。 The switch shall be stored at a temperature of $80 \pm 2^\circ\text{C}$ for 96 hours, Measurements shall be made after it be subjected to the standard conditions for 1 hour.	高低温试验机 High & Low Temperature Tester	外观，机械及电气性能均符合要求。 Appearance, electrical and mechanical characteristics shall be satisfied.
5.5	耐低温测试 Resistance to Cold Test	放置在温度 $-2 \pm 2^\circ\text{C}$ 环境中 96 小时后，再置于正常条件下 1 小时后测定。 The switch shall be stored at a temperature of $-2 \pm 2^\circ\text{C}$ for 96 hours, Measurements shall be made after it be subjected to the standard conditions for 1 hour.	高低温试验机 High & Low Temperature Tester	外观，机械及电气性能均符合要求。 Appearance, electrical and mechanical characteristics shall be satisfied.
5.6	耐湿性测试 Resistance to Humidity Test	放置在温度 $40 \pm 2^\circ\text{C}$ ，相对湿度为 90~96% 环境中 96 小时后，再置于正常条件下 1 小时后测定（注意要擦去水滴）。 The switch shall be stored at a temperature of $40 \pm 2^\circ\text{C}$, relative humidity 90~96% for 96 hours, Measurements shall be made after it be subjected to the standard conditions for 1 hour (Wipe out water drip).	恒温恒湿箱 Temperature & Humidity Tester Chamber	外观，机械及电气性能均符合要求。 Appearance, electrical and mechanical characteristics shall be satisfied.
5.7	盐雾实验 Salt Mist Test	试件在下述实验后测量： 1. 温度： $35 \pm 5^\circ\text{C}$ 2. 盐溶液浓度： $5 \pm 1\%$ （质量百分比）， 3. 实验时间：24 小时， 4. 实验后，将盐沉积物用水冲掉。 The switch shall be checked after following test: 1. Temperature: $35 \pm 5^\circ\text{C}$ 2. Salt solution: $5 \pm 1\%$ (Solids by mass) 3. Duration: 24 hours, 4. After immersing, salt deposit shall be removed by running water.	盐雾试验机 Salt Spray Tester	在金属件上没有严重腐蚀斑点。 No remarkable corrosion shall be recognized in metal parts.

借用件登记
制 图
描 图
描 校
旧版图总号
底图总号
装订序号
签 字
日 期



印制电路板
printed-circuit board



电路 图
circuit diagram

1: SPECIFICATION

- 1、Ratings: DC 30V 0.1A
- 2、Contact resistance: $\leq 100m\Omega$
- 3、Insulation resistance: $\geq 100M\Omega$ DC500V
- 4、Withstand voltage: AC 250V(30Hz)/min
- 5、Insertion and extraction force: 200 \pm 30gf
- 6、life test: 10000 cycles

2: Did not note the size businessstrip:

- 1-5、0mm \pm 0.10mm
- 5、0-10、0mm \pm 0.15mm
- 10、0-15、0mm \pm 0.20mm

序号	名称	数量	材 料	表面处理	备注																	
7	弹簧	1	碳素钢		由于本公司品质、工艺需求在不影响使用前提下,更正内部结构和材质取代,恕不另外通知,本公司自会做实验																	
6	接触夹	2	覆合铜镍皮																			
5	钩针	1	精密铜丝																			
4	引脚	6	黄铜H62	镀镍																		
3	底座	1	PA46																			
2	盖板	1	PA66																			
1	推轴	1	PA66																			
<table border="1"> <tr> <td>设计</td> <td>文件号</td> <td>签字</td> <td>日期</td> <td rowspan="4">KFC-8x8 自锁开关</td> </tr> <tr> <td>审核</td> <td></td> <td>审定</td> <td></td> </tr> <tr> <td>工艺</td> <td></td> <td></td> <td></td> </tr> <tr> <td>标准化</td> <td></td> <td></td> <td></td> </tr> </table>					设计	文件号	签字	日期	KFC-8x8 自锁开关	审核		审定		工艺				标准化				
设计	文件号	签字	日期	KFC-8x8 自锁开关																		
审核		审定																				
工艺																						
标准化																						
PS8801					图样标记																	
					共 1 张 第 1 张																	
					重量比例																	