



东莞市铭标电子科技有限公司

MINGBIAO ELECTRONICS CO., LTD

承 认 书

APPROVE SHEET

客户名称 Customer: _____

品 名 Part name: Tact swi tch

型 号 Part Number: TVCM50-E

Design/ Date	Check/Date	Review/Date	Approval/Date

贵公司承认印 Approval signatures

Approval/Date	Remark

Send us a copy of reference , thank you! 日期 Date:

地址: 广东省东莞市长安镇沙头社区猫山东路 101 号

Add: DongguanCity, GuangdongProvince, Chang'an Town, Sand head community The cat shandong road, No. 101

Ntel: 0769-81581583

1、 概述

GENERAL

1.1 适用范围

APPLICATION

此规格书适用于机械式轻触开关的相关要求

This specification is applied to the requirements for TACTILE SWITCH (MECHANICAL CONTACT)

1.2 工作温度范围

Operating Temperature Range

-20℃~70℃ (在标准大气压、标准湿度条件下)

-20℃~70℃ (Normal humidity, normal air pressure)

1.3 贮藏温度范围

Storage Temperature Range

-30℃~80℃ (在标准大气压、标准湿度条件下)

-30℃~80℃ (Normal humidity, normal air pressure)

the following standard conditions:

常温.....5℃~35℃

Normal temperature.....5℃~35℃

标准湿度.....相对湿度 25%~85%

1.4 测试条件

Test Conditions

在没有其它特定的条件下，应该在以下的条件下进行测试和测量：

Unless otherwise specified, tests and measurement shall be made in

Normal humidity.....relative humidity 25%~85%

标准大气压.....86KPa~106Kpa

Normal air pressure.....86Kpa~106Kpa

在制造过程中，测试和测量应该在以下的条件下进行：

If any doubt arise from the judgment, tests shall be conducted

at the following conditions:

温度.....20℃±2℃

Temperature.....20℃±2℃

相对湿度.....65%±5%

Relative humidity.....65%±5%

环境气压.....86KPa~106Kpa

Air pressure.....86KPa~106Kpa



2、详细说明

Detailed specification

2.1 外观：应无影响、降低产品性能的缺陷；

Appearance: There should be no defects that affect the serviceability of product

2.2 结构尺寸和安装尺寸：应符合装配图要求

Style and dimension: shall conform to the assemble drawings.

2.3 操作形式：有触觉反应的操作

Type of actuating: Tactile feedback.

2.4 开关结构：单回路单输出(具体的触点结构在装配图中已绘出)；

Contact arrangement: 1 pole, 1 throw (Details of contact arrangement are given in the assembly drawings.)

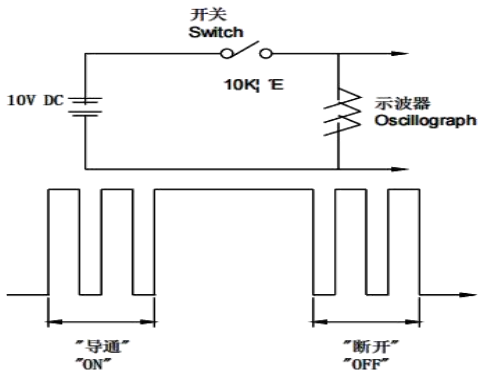
2.5 开关工作额定值：DC 12V, 50mA (有效值)

Ratings: 12V DC, 50mA (effective value)

3、电气性能：

ELECTRICAL SPECIFICATION

NO	项目 ITEM	试验条件 TEST CONDITIONS	要求 REQUIREMENTS
3.1	接触电阻 Contact Resistance	在以 5V 10mA 的直流电源或不低于 1KHz 的交流电源的电路中， 以一个等于 2 倍按力的静负荷施加于手柄中心 Applying a static load of 2 times operating force to the center of the stem, measurements shall be made by 5V DC 10mA or more than 1KHZ AC small-current contact resistance meter.	$\leq 100m\Omega$
3.2	绝缘电阻 Insulation Resistance	在端子之间施加 DC 100V /1min 的条件下, 测量端子之间底座、 盖板的电阻值 Measurement shall be made following application of 100V DC potential, across terminals, and across terminals and cover, for one minute.	$\geq 100M\Omega$
3.3	介质耐压 Dielectric voltage proof	在端子之间施加 250V AC(50HZ 或 60HZ) /1min 250V AC (50HZ or 60HZ) shall be applied across terminals, for one minute.	无击穿、无飞弧 There should be no breakdown and flashover

NO	项目 ITEM	试验条件 TEST CONDITIONS	要求 REQUIREMENTS
3.4	触点抖动 Bounce	<p>按照正常使用时的力度轻按手柄中心（每秒3~4次），在导通和断开过程中测试开关抖动</p> <p>Lightly striking the center of the stem at a rate encountered in normal use (3 to 4 times per second), and bounce shall be tested at "ON" and "OFF"</p> 	<p>ON-3msec. max OFF-8msec. max</p>

4、机械性能:

MECHANICAL SPECIFICATION

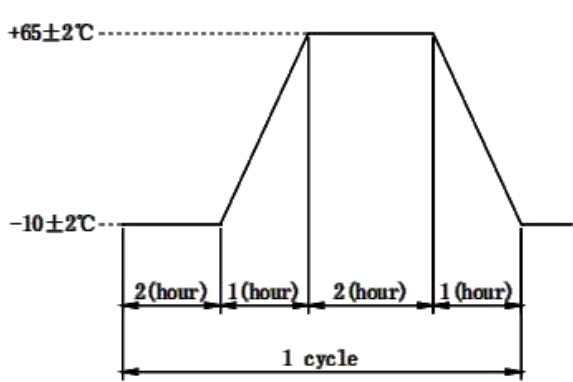
NO	项目 ITEM	试验条件 TEST CONDITIONS	要求 REQUIREMENTS
4.1	按力 Operating Force	<p>开关垂直于操作方向放置，在开关驱动件顶端中心逐渐施力，测量开关导通所需的最大力度</p> <p>Placing the switch such that the direction of switch operation is vertical and then gradually increasing the load applied to the center of the stem, the maximum load required for the switch to come to a stop shall be measured</p>	<p>refer to chart 3 按力: 250±50g Operating Force: 250±50gf</p>
4.2	最大行程 Full Travel	<p>开关垂直于操作方向放置，以一个等于2倍按力的静负荷施加在开关驱动件顶端中心，测量顶端移动的距离。</p> <p>Placing the switch such that the direction of switch operation is vertical and then applying static load of 2times operating force to the center of the stem; the travel distance for the switch to come to a stop shall be measured.</p>	<p>0.25±0.1mm</p>

NO	项目 ITEM	试验条件 TEST CONDITIONS	要求 REQUIREMENTS
4.3	回弹力 Return Force	开关垂直于操作方向放置，在开关驱动件顶端中心下降至全行程后，测量顶端向自由位置转换的力度。 The sample switch is installed such that the direction of switch operation is vertical and upon depressing the stem in its center to the whole travel distance, the force of the stem to return to its free position shall be measured.	refer to chart 回弹力 Return Force:50gf min
4.4	停止强度 Stop Strength	开关垂直于操作方向放置，从操作方向向驱动件施加 30N 的静负荷持续 1min。 Placing the switch such that the direction of switch operation is vertical, and then a static load of 30N shall be applied in the direction of stem operation for a period of 1 min.	无机械和电气损坏 There shall be no sign of damage mechanically and electrically.
4.5	可焊性 Solderability	在以下设定条件下进行测量： Measurements shall be made following the test set forth below: (1) 焊接温度:245±5℃ Solder temperature : 245±5℃ (2) 浸入时间:2s±0.5s Immersion time: 2s±0.5s	除边缘外涂层应均匀覆盖 90%以上 Except for the edge, the coating should cover a minimum 90%



5、极限电气性能:

ENVIRONMENTAL SPECIFICATION

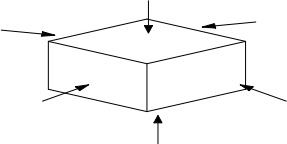
NO	项目 ITEM	试验条件 TEST CONDITIONS	要求 REQUIREMENTS
5.1	低温测试 Resistancetolow temperature	<p>样品应以下列实验条件进行测试, 实验后样品应放在常温及标准湿度的环境中 1 小时后做性能测试:</p> <p>Following the test set forth below the sample shall be left in normal temperature and humidity conditions for 1 h before measurements are made:</p> <p>(1) 温度: $-30\pm 2^{\circ}\text{C}$ Temperature : $-30\pm 2^{\circ}\text{C}$</p> <p>(2) 时间: 96h Time: 96h</p>	
5.2	高温测试 Heat resistance	<p>样品应以下列实验条件进行测试, 实验后样品应放在常温及标准湿度的环境中 1 小时后做性能测试:</p> <p>Following the test set forth below the sample shall be left in normal temperature and humidity conditions for 1h before measurements are made:</p> <p>(1) 温度: $80\pm 2^{\circ}\text{C}$ temperature:$80\pm 2^{\circ}\text{C}$</p> <p>(2) 时间: 96h time: 96h</p>	<p>接触电阻: $\leq 200\text{m}\Omega$ Contact resistance: $\leq 200\text{m}\Omega$</p>
5.3	温度周期性测试 Change of temperature	<p>根据下面的测试要求进行 5 次循环的温度周期性测试, 实验后样品应放在常温及标准湿度的环境中 1 小时后做性能测试。测试期间样品应保持干燥。</p> <p>After 5 cycles of following conditions, the sample shall be allowed to stand under normal temperature and humidity conditions for 1 h. and measurements shall be made. During the test water drops shall be removed.</p> 	<p>项目 3, 4. 1, 4. 2, 4. 3 Item 3, 4. 1, 4. 2, 4. 3</p>



NO	项目 ITEM	试验条件 TEST CONDITIONS	要求 REQUIREMENTS
5.4	湿温测试 Moisture resistance	样品应按照以下实验条件进行测试，实验后样品应放在常温及标准湿度的环境中1小时后做性能测试： Following the test set forth below the sample shall be left in normal temperature and humidity conditions for 1h before measurements are made: (1) 温度：60±2℃ temperature: 60±2℃ (2) 相对湿度：90%~95% relative humidity:90% to 95% (3) 时间：96h time: 96h	接触电阻：≤200mΩ Contact resistance: ≤200mΩ 项目 3, 4. 1, 4. 2, 4. 3 Item 3, 4. 1, 4. 2, 4. 3
5.5	硫化试验 Sulfuration resistance	样品应按照以下实验条件进行测试，实验后样品用清水冲洗后进行测试：Samples should be tested in accordance with the following experimental conditions. After the experiment, samples should be washed with clean water and tested: (1) 硫化钾浓度：2% K2S concentration: 2% (2) 常温浸泡时间：1分钟 Soaking time at room temperature: 1 minute	金属件无明显腐蚀、氧化 No obvious corrosion and oxidation of metal parts
5.6	盐雾试验 Salt Mist	在以下设定条件下进行测量： The switch shall be checked after following test: (1) 温度：35℃±2℃ temperature: 35℃±2℃ (2) 盐溶液浓度：5±1%（质量百分比） salt solution : 5±1%(solids by mass) (3) 时间：24h±1h Time: 24h±1 hour 实验后的盐沉积物后水冲掉 After test, salt deposit shall be removed by running water.	金属件上没有腐蚀斑点 Noremarkablecorrosion shallBe recognized in metal part.

6、极限机械性能:

ENDURANCE SPECIFICATION

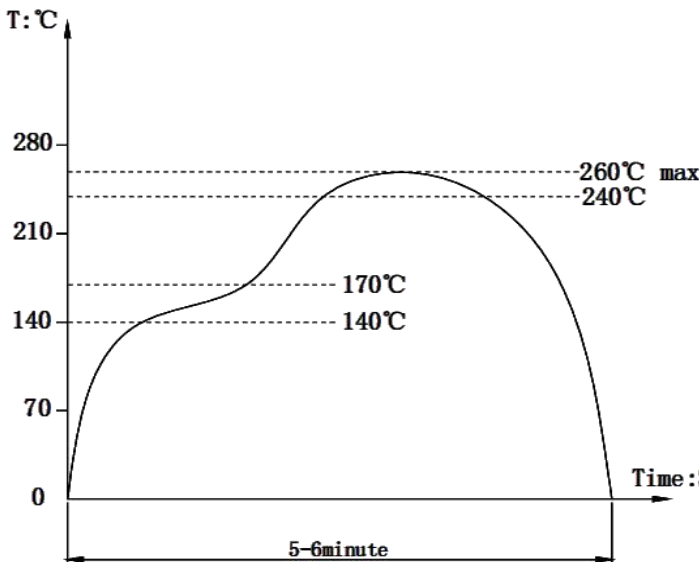
NO	项目 ITEM	试验条件 TEST CONDITIONS	要求 REQUIREMENTS
6.1	工作寿命 Operation life	根据下面的测试要求进行测试: Measurement shall be made following the test set forth below: (1) DC 12V, 50mA 带负载 DC 12V, 50 mA resistive load (1) 按动速率: 1-2 次/秒 Rate of operation: 2 times/s (3) 按力: 按力+50g (4) Operating Force: Operating Force+50g (5) 平均无故障寿命/Average fault-free life:100000 次	接触电阻 $\leq 200m\Omega$ Contact resistance $\leq 200m\Omega$ 触点弹力 $\leq 10ms$ Contact bounce $\leq 10ms$ 按力: 初值的 $\pm 30\%$ Operating Force: initial value $\pm 30\%$ 项目 3, 4. 1, 4. 2, 4. 3 Item 3, 4. 1, 4. 2, 4. 3
6.2	振动 Vibration	按下列条件进行抗振动试验: Measurements shall be made following the test set forth below: (1)频率范围 Range of oscillation:10 to 55Hz (2)振幅: 峰-峰 1.5mm Amplitude,pk-to-pk:1.5 mm (3)扫描周期: 10-55-10Hz 约一分钟内 Cycle of sweep: 10-55-10Hz in one minute, approx. (4) 扫描方式:对数扫描式恒定扫描 Mode of sweep: Logarithmically sweep or uniform sweep. (5) 振动方向 Direction of oscillation: 3 个相互垂直方向,包括推柄行程方向 Three mutually perpendicular directions, including the direction of stem travel. (6) 每方向 2 小时,共 6 小时 2 hours each ,for a total of 6hours.	项目 3, 4. 1, 4. 2, 4. 3 Item 3, 4. 1, 4. 2, 4. 3
6.3	抗冲击 Impact Shock Resistance	按下列条件进行冲击试验 Measurements shall be made following the test set forth below: (1)加速度 Acceleration:80g (2)试验次数:每个方向 3 次,6 个方向 共 18 次 Cycles of test :3 cycles each in 6directions, for a total of 18cycles 	项目 3, 4. 1, 4. 2, 4. 3 Item 3, 4. 1, 4. 2, 4. 3



7、 焊接条件:

SOLDERING CONDITIONS

NO	项目 ITEM	条件 CONDITIONS
7.1	手工焊接 Hand soldering	请按以下条件进行焊接: (1) 焊锡温度: $\leq 350^{\circ}\text{C}$ (2) 连续焊接时间: $\leq 3\text{ s}$ Please practice according to below conditions: (1) Soldering temperature: 350°C Max. (2) Continuous soldering time: 3 s Max.

7.2	自动焊接 Automatic soldering Through Hoie terminais	<p>在使用的情况下自动焊接 In case the automatic flow soldering is to be used</p> <p>(1) 预热 ----- $150^{\circ}\text{C} \sim 175^{\circ}\text{C}$, $40 \sim 80\text{ sec}$ Preheat ----- $150^{\circ}\text{C} \sim 175^{\circ}\text{C}$, $40 \sim 80\text{ sec}$</p> <p>(2) 峰值温度----- $260^{\circ}\text{C} (\text{max})$ Peak temperature ----- $260^{\circ}\text{C} (\text{max})$</p> <p>(3) 焊接区温度----- 260°C, $1 \sim 4\text{ sec}$, $2\text{ times} (\text{max})$ Soldering area temperature ----- 260°C, $1 \sim 4\text{ sec}$, $2\text{ times} (\text{max})$</p>  <p style="text-align: center;">< Temperature profile ></p>
-----	--	--

8、 Other precautions 其他注意事项

8.1 印刷基板的安装孔尺寸参见产品图。

Follow recommended P.W.B. piercing plan in outside drawing page.

8.2 注意不要施加超负荷的压力或晃动开关。

Please be cautions not to give excessive static load or shock to swiches.

8.3 进行焊接过程中，不可以用溶剂或类似品清洗开关

Following the soldering process,do not try to clean the switch with a solvent or the like.

8.4 防止助焊剂从开关的顶端渗入

Safeguard the switch assembly against flux penetration from its topside.

8.5 保管时尤其应注意避开高湿高温和有腐蚀性气体的环境。如需要长时间保存，请不要打开包装箱。

Preservation under high temperature and high high humidity or corrosive gas should be avoided Especially . When you need to preserve for a long period ,do not open the carton.

9. 包装 pack:

9.1 袋装\ 盘装两种

Bags \ plate two

9.1.1 范围 purview

该规范包含 SMT 标准型轻触开关的绕带封装的要求

The specification contains winding requirements for the SMT standard light touch switch

9.2 包装单位

packing unit

9.2.1: 每箱包装 30 盘,共计 45000PCS 开关

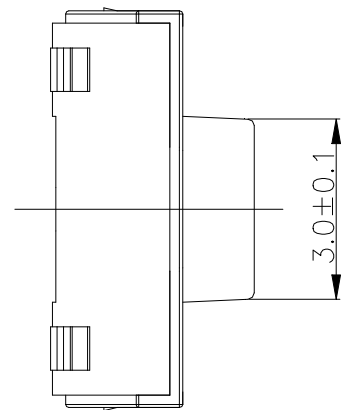
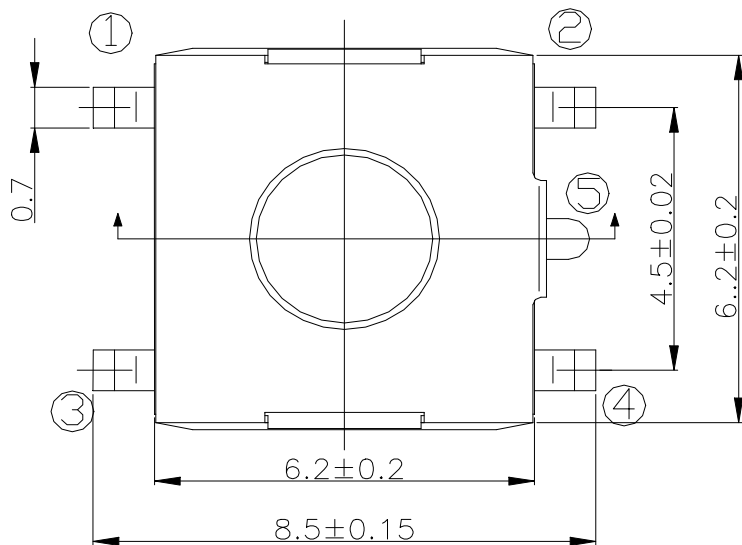
Each box of 30 plates, a total of 45,000 P C S switches

9.2.2: 每一盘包装 1500PCS 开关

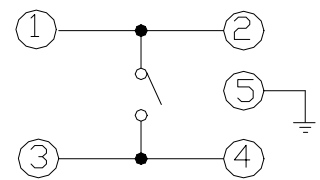
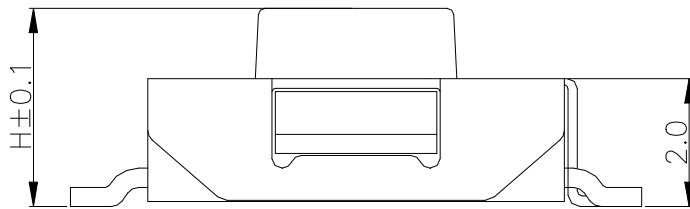
Each plate pack has a 1000PCS switch

9.2.3: 散装每一袋包装 1000PCS 开关

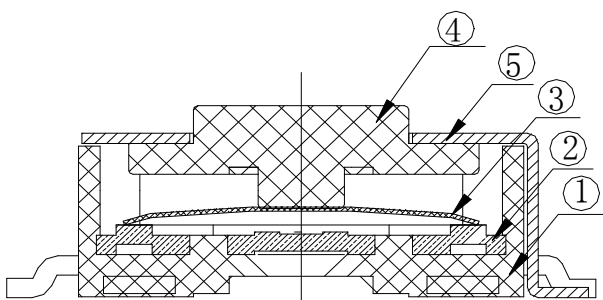
Bulk per bag pack 1000PCS switch



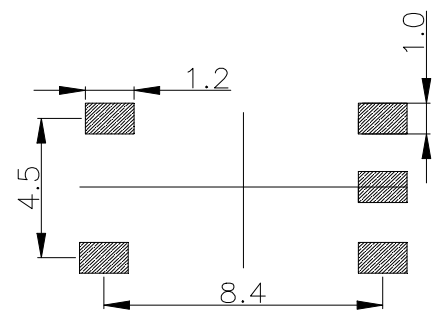
H
2.5
2.7
3.1
3.4
3.7
4.3
....



电气原理图



结构图



P.C.B 板焊接图

技术要求

1. 塑料件表面光洁无划痕，水花，变形，影响外观及性能等缺陷。
2. 额定电流：50mA. 12V DC, 绝缘电阻 100MΩmin. 100V DC. 介电强度250V AC for 1min. 接触电阻100mΩ max.
3. 开关手感明显，档位清晰可靠，无卡滞现象，消除外力后，应能快速回位。

序号	零部件名称	数量	材料名称	表面处理	备注
1	底座	1	PPA		
2	端子	1	黄铜H65	银镀层	
3	弹片	1	不锈钢301	覆银层	
4	推柄	1	PPA		红色
5	盖板	1	磷铜	锡镀层	
设计:			东莞铭标电子科技有限公司		
审核:					
批准:					
			单位: mm	比例: 1/1	日期:
轻触开关				页次: 1/1	版本: 0
型号: TVCM50-E 五脚			图纸名称: 产品外形图		